

French 2 Help Contents

The Contents lists Help topics available for French. Use the scroll bar to see entries not currently visible in the Help window.

To learn how to use Help, press F1 or choose Using Help from the Help menu

[Pronunciation Window](#)

[Vocabulary Presentation](#)

[Vocabulary Drill - Matching](#)

[Vocabulary Drill - Fill in the Blank](#)

[Video Grammar Lessons](#)

[Verb Forms](#)

[Practice Exercises for Grammar Lessons](#)

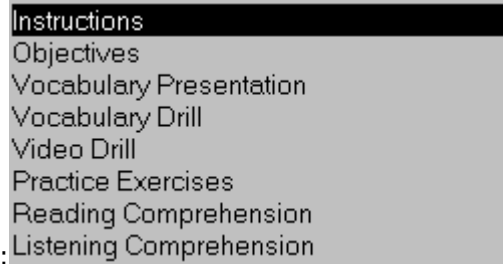
[Reading Comprehension](#)

[Listening Comprehension](#)

[Screen Resolution](#)

The Main Screen

From the main screen you can select individual lessons. Once you select a lesson you can then choose which part of the lesson that you want to work on from the list box located



under the picture. These include concentrations on:

You can also select the last lesson which deals with the French numbers 1 - 100.

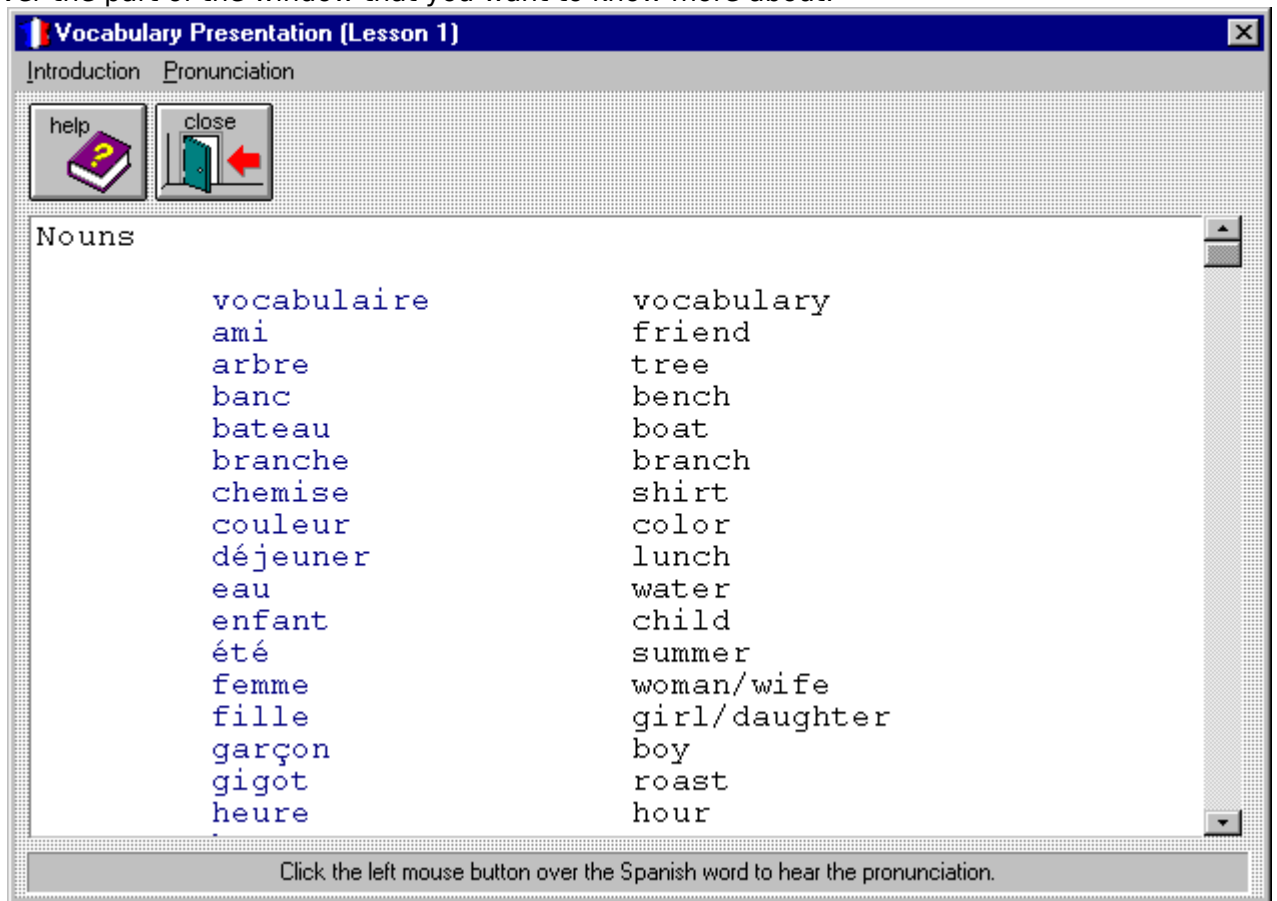
On the menu bar you can select the **Introduction** window that gives specific information on what you'll learn in this program. There is also a **Pronunciation Guide** window (accessible from the menu bar for most windows) which allows you to learn and hear proper French pronunciation.

Pronunciation Guide Window

This guide is to help you learn proper French pronunciation. While there are a lot of similarities with the alphabet in English, the differences are what make French unique. Visit this guide often to learn help on pronouncing French words. You can click over any of the text to hear the pronunciation.

Vocabulary Presentation

Click over the part of the window that you want to know more about.



The screenshot shows a window titled "Vocabulary Presentation (Lesson 1)" with a blue title bar. Below the title bar is a menu bar with "Introduction" and "Pronunciation" options. There are two buttons: "help" (with a question mark icon) and "close" (with a door icon and a red arrow). The main content area is titled "Nouns" and contains a list of words in two columns. The first column lists French words, and the second column lists their English equivalents. A status bar at the bottom contains the instruction: "Click the left mouse button over the Spanish word to hear the pronunciation."

French Word	English Word
vocabulaire	vocabulary
ami	friend
arbre	tree
banc	bench
bateau	boat
branche	branch
chemise	shirt
couleur	color
déjeuner	lunch
eau	water
enfant	child
été	summer
femme	woman/wife
fille	girl/daughter
garçon	boy
gigot	roast
heure	hour

Vocabulary Drill - Matching

Click over the part of the window that you want to know more about.

Vocabulary Drill (Lesson 3)

Introduction Pronunciation

check score save help close

Matching - match the French word in the left column with the correct English meaning in the right column.

Spanish word(s)

quand
projet
réussir
sauce
pomme

English meanings

a) to be successfull in, to do correctly
b) apple
c) when
d) project
e) sauce

A B C D E

Previous Problem Next Problem

Exercise 2 of 8

Click over the Spanish word(s) and then select an answer.

Vocabulary Drill - Fill in the Blank

Click over the part of the window that you want to know more about.

Vocabulary Exercises - Fill In The Blank (Lesson 3) [X]

Introduction Pronunciation

check score save example help close

Multiple choice - you will be presented with sentences in French that have the English translation underneath them. Fill in the blank with the French word that agrees with the English word given in parenthesis. Follow the examples.

Vous finissez la _____.
You finish the _____ (soup)

poire poisson soupe fruit

Previous Problem Next Problem

Click the left mouse button over the appropriate response in blue. Exercise 2 of 24

Verb Forms

Click over the part of the window that you want to know more about.

The screenshot shows a software window titled "Verb Forms (Lesson 3)" with a dark blue title bar. Below the title bar, there are two tabs: "Introduction" and "Pronunciation". In the top-left corner, there are two buttons: "help" (with a question mark icon) and "close" (with a door icon and a red arrow). The main content area contains the text: "Please click over any of the verb forms to hear each one spoken in French." Below this text is a list of verb forms for "choisir" arranged in two columns:

choisis	choisissons
choisis	choisissez
choisit	choisissent

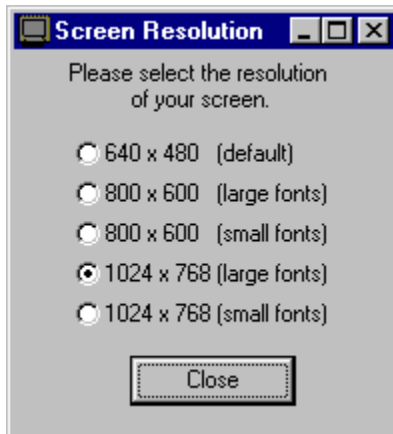
At the bottom of the window, there are two buttons: "Previous Verb" and "Next Verb". Below these buttons, there is a footer text: "Click the left mouse button over any verb form to hear them all in Spanish."

Video Grammar Lessons

When you click over **Video Drill** from the **list box** for any given lesson, Claude will present you with a valuable video grammar lesson. Just click on play.



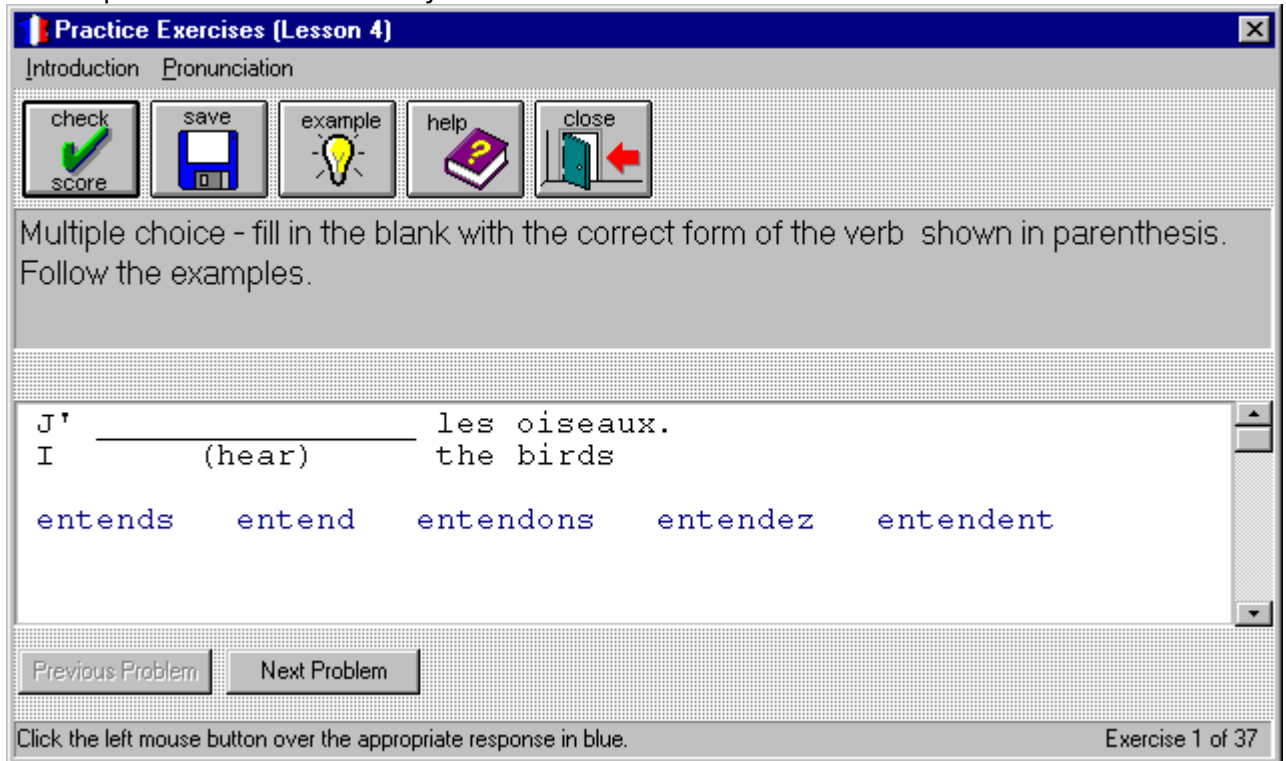
Screen Resolution



Be sure to select the screen resolution option that matches your current video resolution. This allows the program to adjust to the correct resolution.

Practice Exercises for Grammar Lessons

Click over the part of the window that you want to know more about.



The screenshot shows a software window titled "Practice Exercises (Lesson 4)". At the top, there are two tabs: "Introduction" and "Pronunciation". Below the tabs is a toolbar with five icons: a checkmark labeled "check score", a floppy disk labeled "save", a lightbulb labeled "example", a book with a question mark labeled "help", and a door with a red arrow labeled "close".

The main content area contains the following text:

Multiple choice - fill in the blank with the correct form of the verb shown in parenthesis.
Follow the examples.

J' _____ les oiseaux.
I _____ (hear) the birds

entends entend entendons entendez entendent

At the bottom of the window, there are two buttons: "Previous Problem" and "Next Problem".

At the very bottom of the window, there is a status bar with the text: "Click the left mouse button over the appropriate response in blue." on the left and "Exercise 1 of 37" on the right.

Reading Comprehension

Click over the part of the window that you want to know more about.

Reading Comprehension (Lesson 4)

Introduction Pronunciation

check score save help close

Reading comprehension - read the following short paragraph and the answer the questions.

Ils dorment dans la ferme à la campagne. Au restaurant, ils mettent le fromage sur les tables. La grand-mère entend les oiseaux dans le jardin. Henri vend l'automobile de grand-père. Nous voyons l'armoire dans l'appartement. Tout le monde entend la pluie et les avions. Vous partez au restaurant en automobile.

What does the grandmother hear in the garden?

the birds the hens

Previous Problem Next Problem

Click the left mouse button over the appropriate response in blue. Exercise 1 of 6

Listening Comprehension

Click over the part of the window that you want to know more about.

Listening Comprehension (Lesson 2)

Introduction Pronunciation

check score save help close

Listening comprehension - press the speaker icon to hear a few sentences in French. Listen to it as many times as you need to, then answer the following questions.

What does Mary study?

the books the lesson French

Previous Problem Next Problem

Click the left mouse button over the appropriate response in blue. Exercise 1 of 6

Click over this button to see your current score. Your score is the percentage of right answers versus the total number of problems in the current section.

Click over this button to save your answers.

Click over this button to exit and close the window.

This is the text that you can listen to by clicking on the speaker button.

Click over this button to hear the text spoken in French.

Click the left mouse button over the correct answer in blue. If you answer the problem correctly the sentence or phrase will be spoken in French. If you are currently working with the reading or listening comprehension problems you will hear an appropriate response indicating that you are correct. If you hear nothing, then your answer was incorrect.

Click over this button to go to the very first problem in the lesson.

Click over this button to go to the previous problem in the lesson.

Click over this button to go to the next problem in the lesson

Click over this button to go to the very last problem in the lesson.

This is the navigation bar that allows you to scroll through the problems in this lesson. Click over the arrows for more detailed information.

Click over this button to see an example problem of the type you are currently working.

Click the left button over the French words in blue to hear their pronunciation.

These are the English meanings for the corresponding French words.

This is the French text that you'll need to read and understand before answering the corresponding problems.

Clicking over this button allows you to check each entry in the current matching problem.

Click over each French word or phrase in blue, then click over the **A, B, C, D, E** or **F** button that corresponds to the correct English meaning.

Click over this button to automatically have the program cycle through each numerical pronunciation.

Click over any of these buttons to hear the French pronunciation of that number.

The spelling of the number appears here.

Click over any of these verb forms in blue to hear them all spoken in French.

